



# **CRAWLER CARRIERS**

**Any Task, Anywhere**





# MASTERING CHALLENGES WITH SUPERIOR'S CRAWLER CARRIER



## A Tailored Solution For Your Construction Needs.

Whether it's a flat or dump bed, welding deck, water tank, personnel carrier, among others, your Crawler Carrier is expertly configured to meet the task head-on. The cabin offers flexibility with single or double seats, catering to your operational needs. Navigate any terrain effortlessly with a choice of a rugged rubber undercarriage or durable steel tracks. Embark on a new era of efficiency and customization with our Crawler Carrier – where adaptability meets excellence in every detail.



# LOADED WITH **FEATURES**



## One or Two-Crew Cabin

Opt for a single seat for focused operation or a double seat for training purposes.




## Repurpose Your Carrier Over and Over

The cargo deck can be swapped by just pulling 4 pins. Repurpose your carrier in no more than one hour!



## Electronic Controls

No hydraulic hose in the cab needed for less chance of oil leaks. These controls also allow for more precise movement.



## Easy Access

Easily reach and access every compartment, from the engine bay to the tool box storage area, thus simplifying maintenance.

## Swappable U/C

Maximize your carrier's usability by swapping the undercarriage from rubber to steel tracks depending on soil and gradient conditions.



# TONS OF APPLICATIONS



## Flat Bed

Made from A36 steel with 5/16 inch thickness for the sides, floor and headboard, grommets (heavy duty only) and a tuckable step ladder on either side and hydraulic cylinders for load dumping.



## Fuel/Lube Deck

In addition to the 500 gallon fuel tank, it can be configured to dispense 3 different oil products, grease, DEF fluid and coolant. The air tank can deliver compressed air for tires, air tools, etc.

Made with a reinforced steel cross-frame to withstand the high stresses of heavy material. The dump bed can fit on any size carrier.

## Dump Bed



## Water Tank

The water tank platform is specifically built for the ST-220X carrier. It consists of a 2,000 gallon tank mounted on a 12' flat bed.



## Welding Deck

Fitted on SUPERIOR's light duty flatbed and can be customized to the customer's exact specifications. Automatic welding decks are also available.



## Personnel Carrier

The ultimate solution for transporting workers to and from the jobsite through a muddy or otherwise inaccessible right-of-way.

## Sand-blasting Deck

It features a lowered rear platform for easy access which makes loading material into the pod easier, with both sides of the platform open for loading/unloading of material on pallets.



## Fifth Wheel

SUPERIOR's fifth wheel attachment uses a Holland FWS1 top plate, which is one of the lightest, most durable top plates available anywhere.



# OUR MODEL LINE-UP



	Fixed Platform		
	ST-150X	ST-220X	ST-300X
Performance			
Carrying capacity	15,000 lb (6,800 kg)	22,000 lb (9,980 kg)	30,000 lb (13,610 kg)
Speed - 1st gear	2.8 mph (4.5 km/h)	2.8 mph (4.5 km/h)	2.5 mph (4 km/h)
Speed - 2nd gear	5.6 mph (9 km/h)	5.6 mph (9 km/h)	5 mph (8 km/h)
Gradeability (empty)	58% (30°)	58% (30°)	58% (30°)
Hydraulic boom size	2,200 lb @ 23 ft (1,000 @ 7 m)	3,300 lb @ 23 ft (1,500 kg @ 7 m)	4,400 lb @ 23 ft (2,000 kg @ 7 m)
Engine			
Emissions	Cat Tier III & Tier IV Available	Cat Tier III & Tier IV Available	Cat Tier III & Tier IV Available
Displacement	7.01 L	7.01 L	7.01 L
Nominal output	225 HP (168 kW)	300 HP (225 kW)	300 HP (225 kW)
Governed speed	2,200 rpm	2,200 rpm	2,200 rpm
Battery	2 (12V each)	2 (12V each)	2 (12V each)
Hydraulic			
Transmission	DANFOSS	DANFOSS	DANFOSS
Drive pump displacement	75 cc (each side)	90 cc (each side)	130 cc (each side)
Weight			
Total weight (empty)	26,455 lb (12,000 kg)	33,730 lb (15,300 kg)	39,683 lb (18,000 kg)
Ground pressure (empty)	3.98 PSI	5.12 PSI	5.54 PSI
Total weight (loaded)	41,887 lb (19,000 kg)	55,776 lb (25,300 kg)	69,666 lb (31,600 kg)
Ground pressure (loaded)	6.40 PSI	8.53 PSI	9.81 PSI
Dimensions			
Length	20’ 9” (6.33 m)	20’ 9” (6.33 m)	20’ 9” (6.33 m)
Width	8’ 2” (2.5 m)	9’ 10” (3 m)	9’ 10” (3 m)
Height	9’ 7” (2.93 m)	9’ 11” (3 m)	9’ 11” (3 m)
Wheelbase	12’ 8” (3.87 m)	12’ 2” (3.7 m)	12’ 3” (3.73 m)
Crawler width	2’ 4” (70 cm)	2’ 6” (75 cm)	2’ 7” (80 cm)
Crawler distance	5’ 11” (1.8 m)	7’ 4” (2.25 m)	7’ 3” (2.2 m)
Cabin			
Features	A/C, ROPS, Left open door	A/C, ROPS, Left open door	A/C, ROPS, Left open door



	Rotating Platform	
	ST-220XR	ST-300XR
Performance		
Carrying capacity	22,000 lb (9,980 kg)	30,000 lb (13,610 kg)
Speed - 1st gear	2.8 mph (4.5 km/h)	2.5 mph (4 km/h)
Speed - 2nd gear	5.6 mph (9 km/h)	5 mph (8 km/h)
Gradeability (empty)	58% (30°)	58% (30°)
Hydraulic boom size	3,300 lb @ 23 ft (1,500 kg @ 7 m)	4,400 lb @ 23 ft (2,000 kg @ 7 m)
Platform rotation	360°	360°
Engine		
Emissions	Cat Tier III & Tier IV Available	Cat Tier III & Tier IV Available
Displacement	7.01 L	7.01 L
Nominal output	300 HP (225 kW)	300 HP (225 kW)
Governed speed	2,200 rpm	2,200 rpm
Battery	2 (12V each)	2 (12V each)
Hydraulic		
Transmission	DANFOSS	DANFOSS
Drive pump displacement	130 cc (each side)	130 cc (each side)
Weight		
Total weight (empty)	40,565 lb (18,400 kg)	41,888 lb (19,000 kg)
Ground pressure (empty)	6.11 PSI	6.5 PSI
Total weight (loaded)	62,611 lb (28,400 kg)	71,870 lb (32,600 kg)
Ground pressure (loaded)	9.52 PSI	9.9 PSI
Dimensions		
Length	20’ (6.12 m)	20’ 9” (6.33 m)
Width	9’ 10” (3 m)	9’ 10” (3 m)
Height	11’ 3” (3.43 m)	11’ 3” (3.43 m)
Wheelbase	12’ 2” (3.7 m)	12’ 3” (3.73 m)
Crawler width	2’ 6” (75 cm)	2’ 7” (80 cm)
Crawler distance	7’ 4” (2.23 m)	7’ 3” (2.2 m)
Cabin		
Features	A/C, ROPS, Left open door	A/C, ROPS, Left open door



# SWIFT MAINTENANCE EQUALS **MINIMAL DOWNTIME**



## **Serviceability is key**

With a reliable Caterpillar C7 engine at its core, you can count on easy maintenance and wide availability of parts. The simplicity extends to the design, ensuring all mechanical compartments, including the engine, are easily accessible. This not only streamlines routine maintenance but also allows quick troubleshooting and hassle-free part replacements. Benefit from the straightforward reliability of our Crawler Carrier – because simplicity and dependability make all the difference.



## **Sale, Rent and RPO Available**

Purchase brand new or from our inventory. We also offer RPO plans with flexible terms toward purchase of machine.



## **12-month Warranty on New Sales**

All new crawler carriers are backed by a comprehensive 12-month or 2,000-hour warranty covering parts and labor. We stand by the quality and durability of our products!



## **On-site service on Rentals**


Our dedicated team of technicians will swiftly address any issues directly at your job site, minimizing downtime and maximizing productivity.




**Padding Machines**




**Pipelayers**



**Pipe Benders**




**Pipeline Accessories**



**Crawler Carriers**



**Hydraulic Kits**



**Top-Loading Padders**



**Vacuum Lifts**



**SUPERIOR  
MANUFACTURING**

2200 Post Oak Blvd., Ste. 1400  
Houston, TX 77056  
Main 281.457.4400  
U.S. Toll Free 800.383.2666  
sales@superiormftg.com  
[www.superiormftg.com](http://www.superiormftg.com)

**U.S.** +1.281.457.4400  
**Canada** +1.281.457.4400  
**Mexico & Latin America** +54.911.5049.8121  
**Brazil** +54.911.4083.1274  
**Europe** +49.0.151.226.52385  
**India** +91.11.414.59230  
**Africa** +49.0.170.583.4021  
**Australia** +61.0.488.661.985  
**Middle East & Asian Pacific** +61.0.488.661.985

Version CC21324.1

Weights and dimensions are approximate. All information is subject to change without notice. Superior Manufacturing is a trademark of Worldwide Machinery. All other trademarks are the property of their respective owners. All rights reserved.

**WORLDWIDE  
MACHINERY**

*Exclusive Distributor of SUPERIOR Manufacturing*